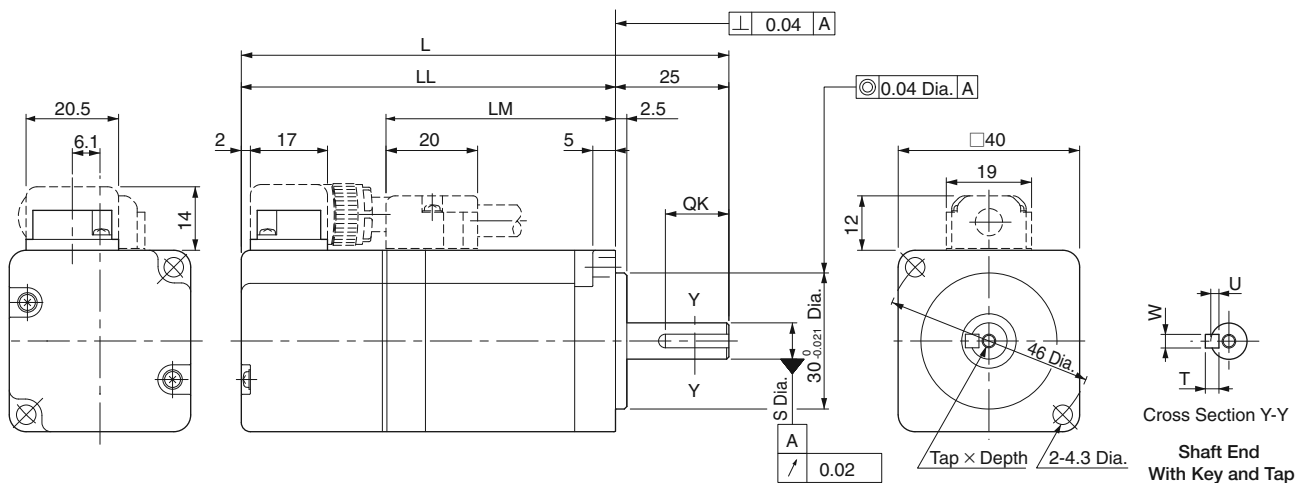


External Dimensions Units: mm

(1) 50 to 150 W



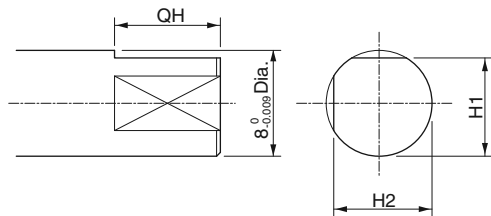
Model SGMAV-	L	LL	LM	S	Tap x Depth	Key Dimensions				Approx. Mass kg
						QK	U	W	T	
A5A□A21 (A5A□A2C)	95.5 (140.5)	70.5 (115.5)	38.5	8 ⁰ _{-0.009} *	No tap	No key				0.3 (0.6)
M3 x 6L					14	1.8	3	3		
01A□A21 (01A□A2C)	107.5 (152.5)	82.5 (127.5)	50.5	8 ⁰ _{-0.009}	No tap	No key				0.4 (0.7)
M3 x 6L					14	1.8	3	3		
C2A□A21 (C2A□A2C)	119.5 (164.5)	94.5 (139.5)	62.5	8 ⁰ _{-0.009}	No tap	No key				0.5 (0.8)
M3 x 6L					14	1.8	3	3		

Note: The models and values in parentheses are for servomotors with holding brakes.

*: When you need the same shaft diameter as the conventional servomotors, contact your Yaskawa representative.

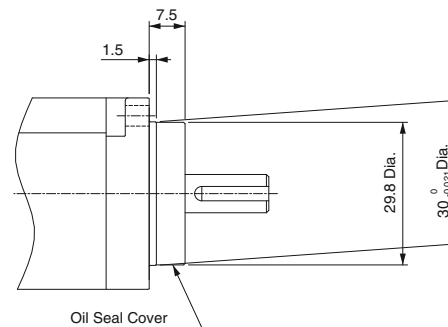
Shaft End and Other Options

● With Two Flat Seats



Model SGMAV-	Dimensions of Servomotor with Two Flat Seats		
	QH	H1	H2
A5A□AB□	15	7.5	7.5
01A□AB□			
C2A□AB□			

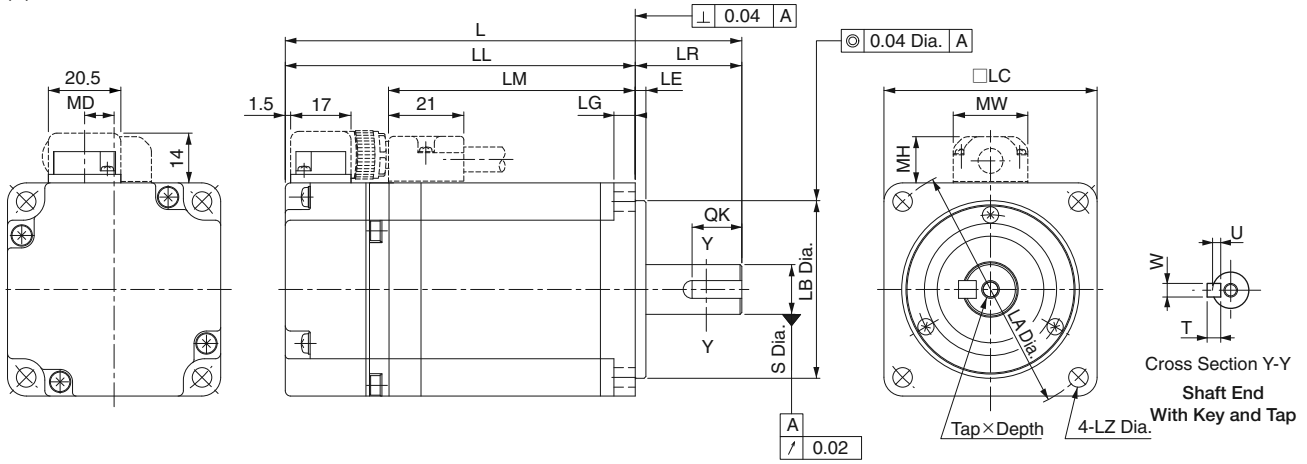
● With an Oil Seal



Note: The 7th digit of the model designation is "S" or "E."
The key dimensions are the same as those in the table above.

External Dimensions Units: mm

(2) 200 W to 1.0 kW



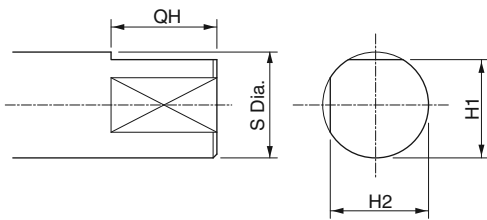
Model SGMAV-	L	LL	LM	Flange Face Dimensions							S	Tap x Depth	Key Dimensions				MD	MW	MH	Approx. Mass kg
				LR	LE	LG	LC	LA	LB	LZ			QK	U	W	T				
02A□A21 (02A□A2C)	110 (150)	80 (120)	51	30	3	6	60	70	50 ⁰ _{-0.025}	5.5	14 ⁰ _{-0.011}	No tap	No key				8.5	21	13	0.9 (1.5)
02A□A61 (02A□A6C)												M5 x 8L	14	3	5	5				
04A□A21 (04A□A2C)	128.5 (168.5)	98.5 (138.5)	69.5	30	3	6	60	70	50 ⁰ _{-0.025}	5.5	14 ⁰ _{-0.011}	No tap	No key				8.5	21	13	1.2 (1.8)
04A□A61 (04A□A6C)												M5 x 8L	14	3	5	5				
06A□A21 (06A□A2C)	154.5 (200.5)	124.5 (170.5)	95.5	30	3	6	60	70	50 ⁰ _{-0.025}	5.5	14 ⁰ _{-0.011}	No tap	No key				8.5	21	13	1.7 (2.4)
06A□A61 (06A□A6C)												M5 x 8L	14	3	5	5				
08A□A21 (08A□A2C)	155 (200)	115 (160)	85	40	3	8	80	90	70 ⁰ _{-0.030}	7	19 ⁰ _{-0.013}	No tap	No key				13.8	27	15	2.6 (3.2)
08A□A61 (08A□A6C)												M6 x 10L	22	3.5	6	6				
10A□A21 (10A□A2C)	185 (235)	145 (195)	115	40	3	8	80	90	70 ⁰ _{-0.030}	7	19 ⁰ _{-0.013}	No tap	No key				13.8	27	15	3.6 (4.6)
10A□A61 (10A□A6C)												M6 x 10L	22	3.5	6	6				

Note: The models and values in parentheses are for servomotors with holding brakes.

*: When you need the same shaft diameter as the conventional servomotors, contact your Yaskawa representative.

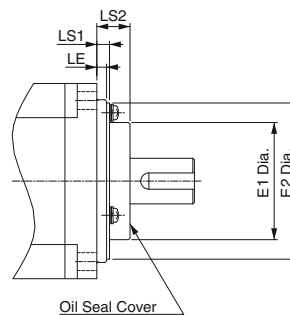
Shaft End and Other Options

● With Two Flat Seats



Model SGMAV-	Dimensions of Servomotor with Two Flat Seats			
	QH	S	H1	H2
02A□AB□	14	14 ⁰ _{-0.011}	13	13
04A□AB□				
06A□AB□				
08A□AB□	22	19 ⁰ _{-0.013}	18	18
10A□AB□				

● With an Oil Seal



Model SGMAV-	Dimensions of Servomotor with an Oil Seal			
	E1	E2	LS1	LS2
02A, 04A, 06A	36	48	4	10
08A, 10A	49	66	6	11

Note: The 7th digit of the model designation is "S" or "E."

The key dimensions are the same as those in the table above.